

Casterbridge

Future Opportunities  
Managed Portfolio  
Cautious

AS AT 31 DECEMBER 2025

## About the Future Opportunities Managed Portfolios

The investment objective is to grow the capital value of the portfolio as well as to generate a degree of income. The Casterbridge Future Opportunities Cautious Strategy may be suitable for investors with a low-medium appetite for risk and should be held for 5 years or more. It uses mainly traditional liquid asset classes and prioritises investments in funds that have sustainability characteristics.

Please note: This portfolio does not qualify as a Sustainable Investment and does not have any sustainability objectives.



The Casterbridge Future Opportunities Cautious Strategy is a diversified portfolio with allocations to domestic and international equities, fixed income, and 'alternative investments'. The allocation to 'alternative investments' includes assets such as commercial property, private equity, commodities, and absolute return strategies.

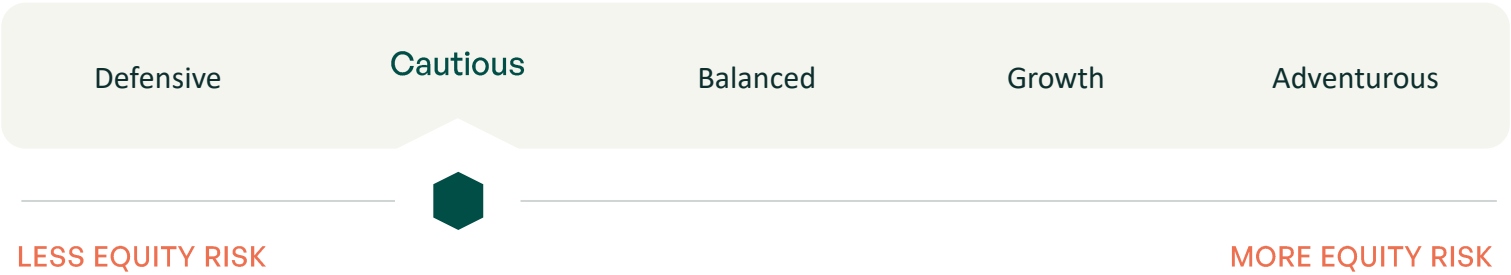
We created Casterbridge because we felt people deserve proudly independent, adaptive, and agile investment management. With extensive industry expertise and a passion for delivering better outcomes, we developed a discretionary fund management service that offers greater choice, flexibility, and a more personalised approach.



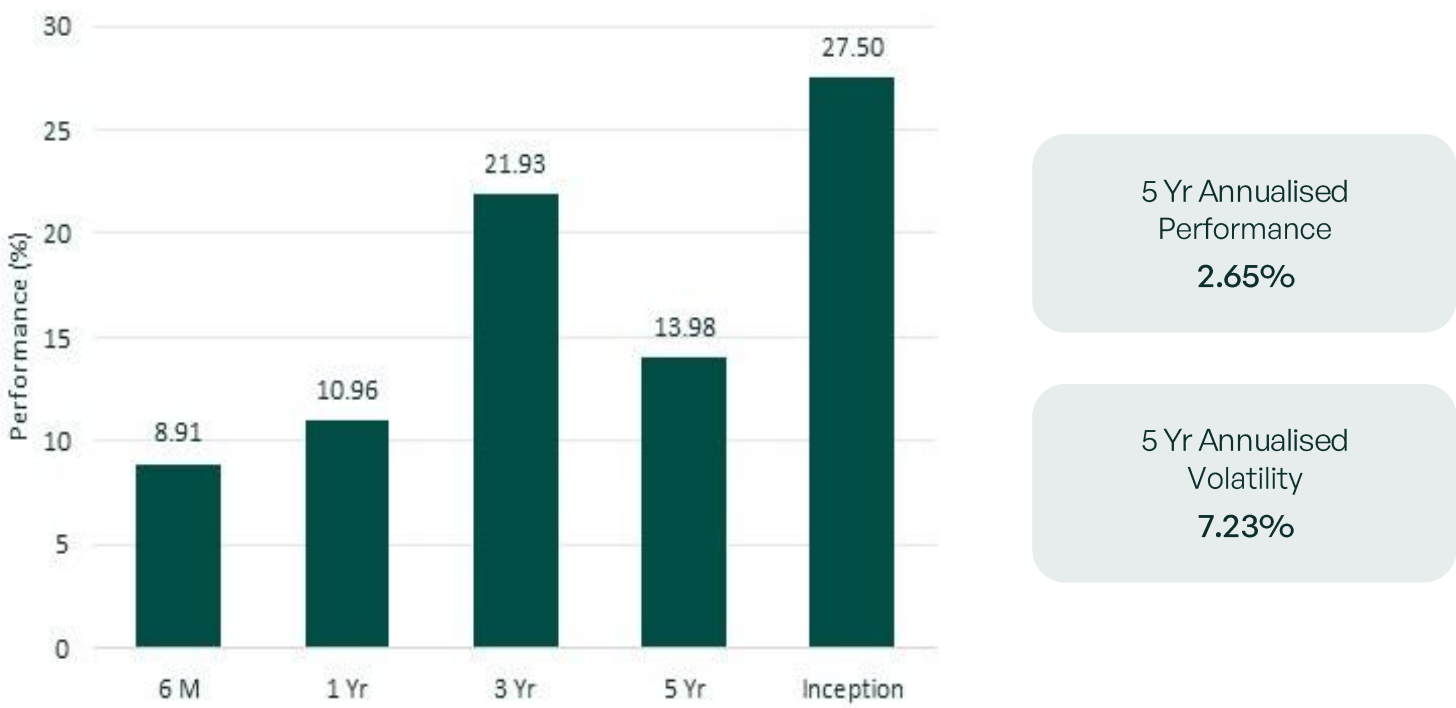
## Awards



# Future Opportunities Cautious on the Risk Scale



## Future Opportunities Cautious Performance



Source: Casterbridge, Morningstar Direct. Portfolio performance calculated based on Net Asset Value. Please see page 5 for detailed Performance Information.

Direct Custody

Platform Availability

Casterbridge

Quilter

SCOTTISH WIDOWS

AVIVA

wealthtime

aegon

aberndeen

transact take control

Fidelity INTERNATIONAL

## Portfolio Positioning

<b>EQUITY</b>	<b>45.0%</b>
Janus Henderson Global Sustainable Equity Fund	6.0%
Schroder Global Sustainable Value Equity Fund	6.0%
Janus Henderson UK Responsible Income Fund	5.0%
Royal London Sustainable Leaders Trust	5.0%
Redwheel Next Generation Emerging Markets Equity Fund	4.5%
Chikara Indian Subcontinent Fund	4.5%
SVS Baker Steel Electrum Fund	4.0%
L&G Future World ESG Tilted & Optimised North America Index Fund	4.0%
CT Responsible Global Equity Fund	3.0%
Janus Henderson Sustainable Future Technologies Fund	3.0%
<b>FIXED INCOME</b>	<b>31.0%</b>
Vontobel Fund - TwentyFour Sustainable Short Term Bond Income	7.0%
Goldman Sachs Green Bond	6.0%
Legal & General All Stocks Gilt Index Trust	5.0%
Royal London Short Duration Global Index Linked Fund	5.0%
Vanguard U.S. Government Bond Index Fund	5.0%
Royal London Short Duration Gilts	3.0%
<b>ALTERNATIVES</b>	<b>24.0%</b>
VT RM Alternative Income Fund	8.0%
JPMorgan Investment Funds - Global Macro Sustainable Fund	7.0%
Trium ESG Emissions Improvers Fund	6.0%
Schroder Global Cities Real Estate Fund	3.0%

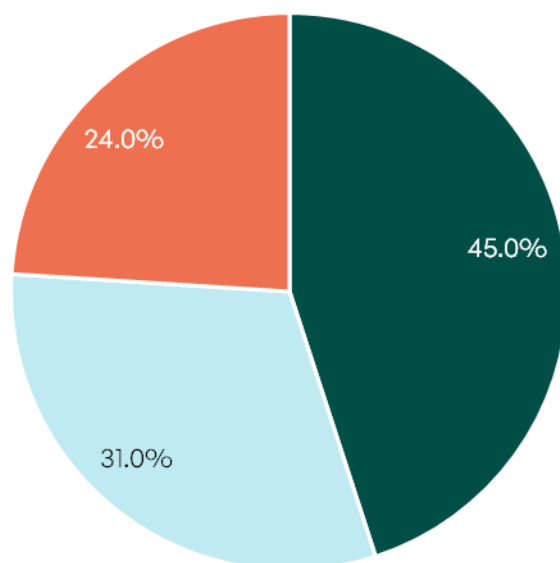
## Portfolio Details

Inception Date	15/11/2019
Number of Holdings	20
Portfolio Yield	1.91%
Direct Custody Charge*	0.75%
Platform AMC**	0.30%
Ongoing Charges Figure	0.59%
Currency	Pound Sterling

\* The Direct Custody Charge includes 0.30% for Custody and Administration services, this proportion of the charge is exempt from VAT.

\*\* AMC no longer subject to VAT.

## Asset Allocation



## Performance Information

This factsheet illustrates the holdings and performance returns for our Future Opportunities Performance Reporting Models which we deem to be the most accurate representation of our investment decisions. The funds held and in turn, the performance, on specific platforms may vary due to fund and share class availability. Please contact us should you require more information. The performance figures are calculated using Morningstar Direct and provided for illustrative purposes only and should not be viewed as the performance of a specific client account. All performance figures on this factsheet assume income is reinvested and are shown net of underlying fund charges. The methodology of calculating underlying costs of investments varies between fund houses making coherent reporting prohibitive. Casterbridge Wealth's management fees and any charges and fees applied by the platform and Professional Advisers will be charged in addition. Deduction of these fees would have reduced the performance shown. Both the Yield and Ongoing Charges Figure (OCF) for each strategy are calculated on a periodic basis using a weighted average of the latest Morningstar data available for the underlying investments as at the date of the factsheet.

Please note that the performance data contained within this file is accurate as at 12 January 2026.

## Important Information

The Portfolio Positioning on page 4 reflects the asset allocation new investors would receive but may not equal 100% due to rounding. Existing investors' portfolios may drift subject to market movements in between rebalances. The periodic rebalances resets the portfolio position for all investors. The value of investments, and income from them, can go down as well as up and may be affected by exchange rate variations. You may not recover what you invest. This document has been prepared for information purposes only and does not constitute advice or a personal recommendation, nor does it constitute an invitation to purchase units or shares. It does not purport to be a complete description of our investment policy, the financial markets or any securities referred to in the material, and should be read in conjunction with 'Our Services and Business Terms', copies of which are available upon request. Investments or investment services referred to may not be suitable for all recipients, as the suitability of a particular strategy will depend on an investor's individual circumstances and objectives.

Third party trademarks are used with the permission of their owners.

Casterbridge Wealth Investments is a trading style of Casterbridge Wealth Ltd which is authorised and regulated by the Financial Conduct Authority. FCA Number: 727583.

**Casterbridge Wealth Ltd, Suite 4 Brewery House, 36 Milford Street, Salisbury, SP1 2AP**  
**0800 644 4848 | [hello@casterbridgewealth.co.uk](mailto:hello@casterbridgewealth.co.uk) | [www.casterbridgewealth.co.uk](http://www.casterbridgewealth.co.uk)**