

Hardy Managed Portfolio Cautious

as at 30 June 2024

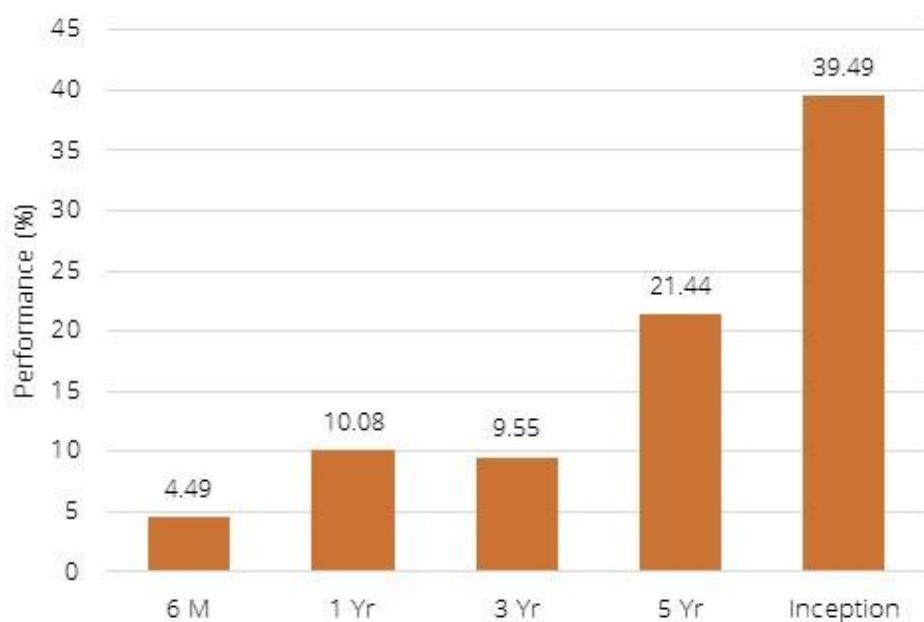


About the Hardy Managed Portfolios

The investment objective is to grow the capital value of the portfolio as well as to generate a degree of income. The Casterbridge Cautious Strategy may be suitable for an investor with a time horizon of more than 5 years, and a low-medium tolerance for risk.

The Casterbridge Cautious Strategy is a diversified portfolio, the largest asset allocation being to domestic and international equities as well as fixed income. There is an allocation to "alternative investments" such as commercial property, private equity, commodities and absolute return strategies.

Hardy Cautious Performance



5 Yr Annualised Performance 3.96%

5 Yr Annualised Volatility 6.43%

Direct Custody

Platform Availability

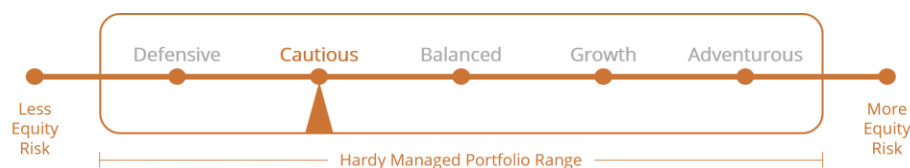


Performance Information

This factsheet illustrates the holdings and performance returns for our Hardy Performance Reporting Models which we deem to be the most accurate representation of our investment decisions. The funds held and in turn, the performance, on specific platforms may vary due to fund and share class availability. Please contact us should you require more information. The performance figures, accurate as at 5th July 2024, are calculated using Morningstar Direct and provided for illustrative purposes only and should not be viewed as the performance of a specific client account. All performance figures on this factsheet assume income is reinvested and are shown net of underlying fund charges. The methodology of calculating underlying costs of investments varies between fund houses making coherent reporting prohibitive. Casterbridge Wealth's management fees and any charges and fees applied by the platform and Professional Advisers will be charged in addition. Deduction of these fees would have reduced the performance shown. Both the Yield and Ongoing Charges Figure (OCF) for each strategy are calculated on a periodic basis using a weighted average of the latest Morningstar data available for the underlying investments as at the date of the factsheet.

Source: Casterbridge Wealth, Morningstar Direct. Portfolio performance calculated based on Net Asset Value.

Hardy Cautious on the Risk Scale



Hardy Cautious Portfolio Positioning

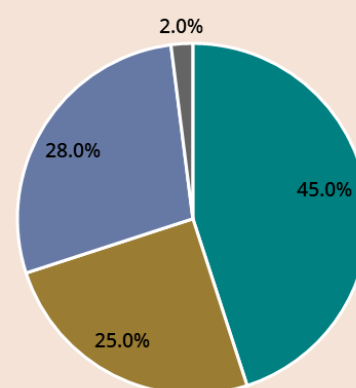
| | |
|--|--------------|
| Equity | 45.0% |
| IFSL Evenlode Income B Inc | 7.0% |
| T. Rowe Price US Struct Rsh Eq I GBP 9 | 5.0% |
| Artemis UK Select I Acc | 4.0% |
| TM Redwheel UK Eq Inc S Acc | 4.0% |
| Vanguard Global Emerging Markets A Acc | 4.0% |
| Dodge & Cox Worldwide US Stock A GBP | 3.0% |
| Man GLG Japan CoreAlpha ProfI Acc C | 3.0% |
| Cohen & Steers Dvrs RI Assts F AccGBP | 3.0% |
| Bennbridge ICAV - Global EM Eq F GBP Acc | 3.0% |
| WS Lightman European I Acc | 2.5% |
| Premier Miton US Opportunities B Acc | 2.5% |
| WS Havelock Global Select GBP I Acc | 2.5% |
| Sanlam Glb Artfcll Intlgc I GBP Bs Acc | 1.5% |
| Fixed Income | 25.0% |
| Fidelity Index UK Gilt S GBP Acc | 8.0% |
| Vanguard U.S. Govt Bd Idx £ Dist | 7.0% |
| AXA Global Short Duration Bond ZI Acc | 6.0% |
| Man GLG Sterling Corp Bd ProfI Acc C | 4.0% |
| Alternatives | 28.0% |
| WS Ruffer Diversified Return I GBP Acc | 5.5% |
| Man GLG Absolute Value ProfI CX £ Acc | 5.0% |
| Aegon Absolute Return Bond GBP B Acc | 5.0% |
| Trium ESG Emissions Improvers F GBP Acc | 4.5% |
| BlackRock European Absolute Alpha D Acc | 4.0% |
| Janus Henderson Absolute Return I Acc | 4.0% |
| Cash | 2.0% |

Portfolio Details

| | |
|------------------------|----------------|
| Inception Date | 01/12/2016 |
| Number of Holdings | 23 |
| Portfolio Yield | 2.01% |
| Direct Custody AMC* | 0.75% |
| Platform AMC* | 0.30% |
| Ongoing Charges Figure | 0.59% |
| Currency | Pound Sterling |

* AMC no longer subject to VAT

Asset Allocation



Awards



Important Information

The Portfolio Positioning above reflects the asset allocation new investors would receive but may not equal 100% due to rounding. Existing investors' portfolios may drift subject to market movements in between rebalances. The periodic rebalances resets the portfolio position for all investors.

The value of investments, and income from them, can go down as well as up and may be affected by exchange rate variations. You may not recover what you invest. This document has been prepared for information purposes only and does not constitute advice or a personal recommendation, nor does it constitute an invitation to purchase units or shares. It does not purport to be a complete description of our investment policy, the financial markets or any securities referred to in the material, and should be read in conjunction with 'Our Services and Business Terms', copies of which are available upon request. Investments or investment services referred to may not be suitable for all recipients, as the suitability of a particular strategy will depend on an investor's individual circumstances and objectives.

Casterbridge Wealth Investments is a trading style of Casterbridge Wealth Ltd which is authorised and regulated by the Financial Conduct Authority. FCA Number: 727583.

Casterbridge Wealth Ltd, Suite 4 Brewery House, 36 Milford Street, Salisbury, SP1 2AP | 0800 644 4848
hello@casterbridgewealth.co.uk | www.casterbridgewealth.co.uk